

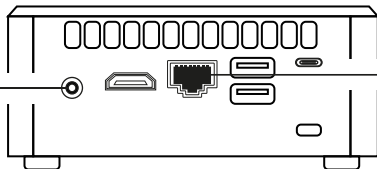
# TITAN V2.1 3NODE

## INSTALLATION INSTRUCTIONS



### STEP 1

Plug the power supply cable provided in the box into your NUC and a power outlet.



### STEP 2

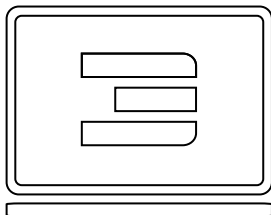
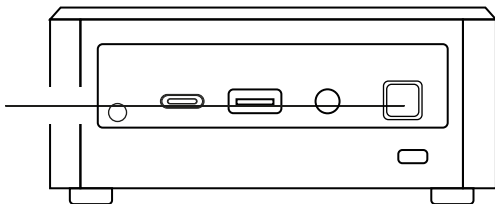
Plug an Ethernet cable into your NUC and a router.

Turn over for  
further instructions



## STEP 3

Switch on your NUC by pressing the power button.



## STEP 4

Search for your Farm ID on <https://explorerv3.grid.tf/nodes> to verify that your 3Node is online.

## HAVING DIFFICULTIES?

If you can't find your Farm Name on <https://explorerv3.grid.tf/nodes>, please contact our support team on [threefold.io](https://threefold.io) or the ThreeFold Connect app.